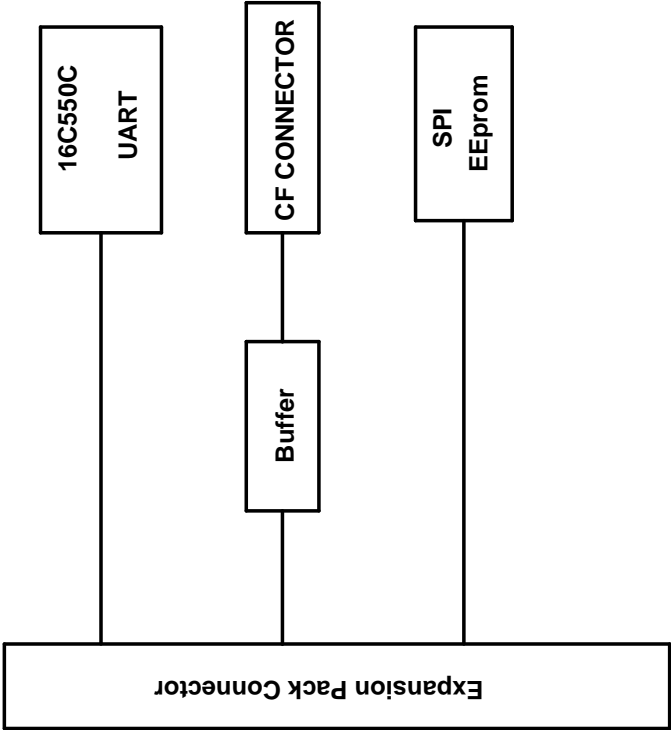
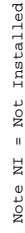


- SH01 - BLOCK DIAGRAM
SH02 - EXPANSION CONNECTOR & SPI
SH03 - UART
SH04 - CF CONNECTOR
SH05 - DAMPING RESISTANCE
SH06 - SIGNAL BUFFER
SH7 - HISTORY



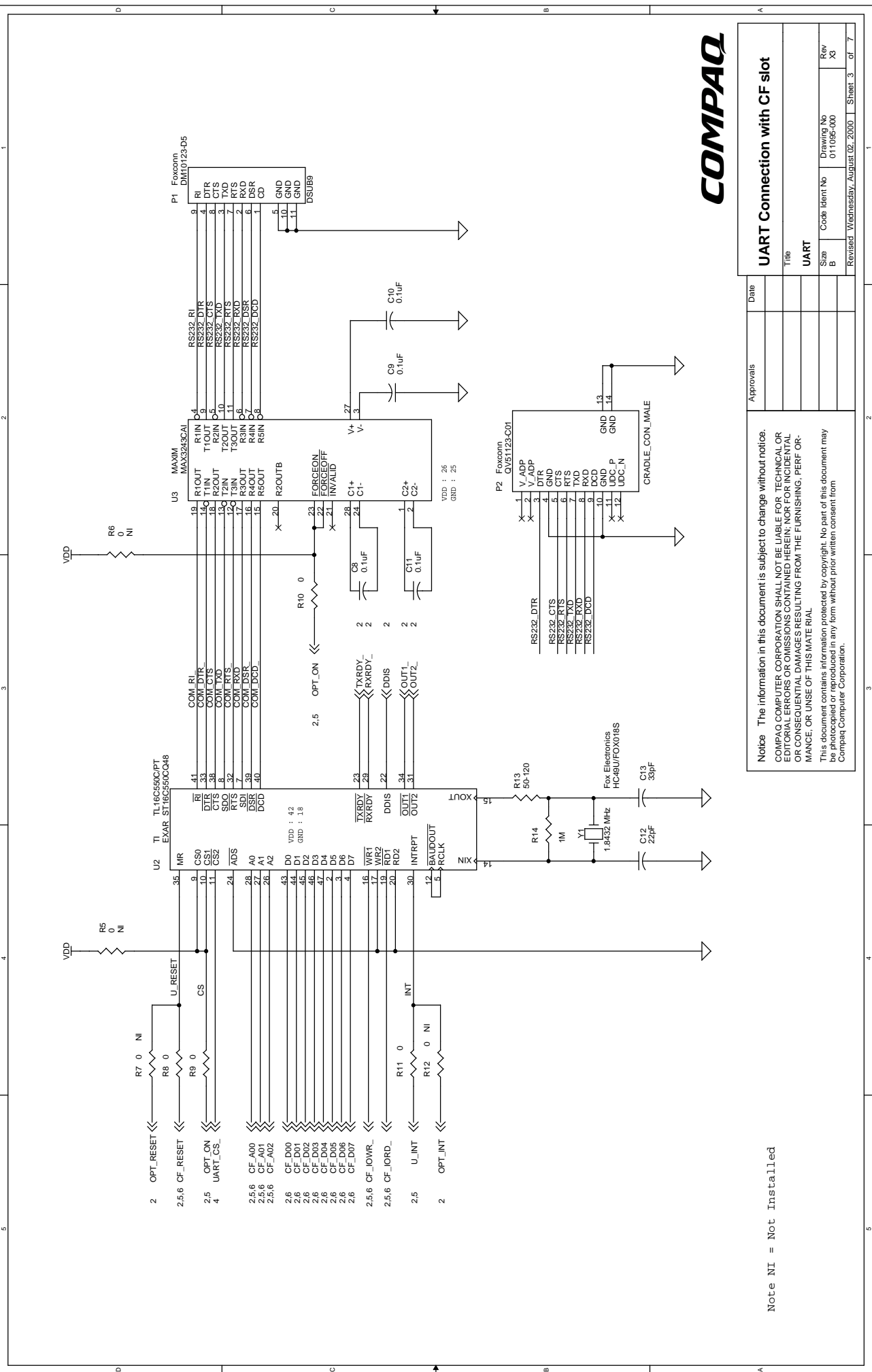
Notice The information in this document is subject to change without notice. COMPAQ COMPUTER CORPORATION SHALL NOT BE LIABLE FOR TECHNICAL OR EDITORIAL ERRORS OR OMISSIONS CONTAINED HEREIN NOR FOR INCIDENTAL OR CONSEQUENTIAL DAMAGES RESULTING FROM THE FURNISHING, PERFORMANCE, OR USE OF THIS MATERIAL.		Revised		Wednesday, August 02, 2000		Sheet 1 of 7	
Title		Date		Approvals		Block Diagram	
Size		Drawing No		Code Ident No		Rev	
A3		011095-000		A3		X3	

J1	Foxconn_Q11193-CM07	VDD
CC_ETM	1-X	1
CARD_RESET	2	2
VS_EBAT	4-X	4
RSTN#	5-X	5
RDY	7-X	7
GEN_LED	8-X	8
INT#	9	9
CARD_IND#	10	10
FSKSEL	12	12
PCM_LOAD#	13	13
PCM_LOAD#	14	14
D11	15	15
D13	17	17
D14	18	18
D15	20-X	20
A17/D16	21	21
A18/D23	22-X	22
A19/D24	24-X	24
A21/D26	25-X	25
A22/D27	26-X	26
A23/D28	28-X	28
A25/D30	29-X	29
D08	30	30
GND	32	32
D10	33	33
D00	35	35
D01	36	36
D07	38	38
D08	39	39
PCM_REG#	40-X	40
PCM_WAIT#	41	41
SPI_CS	42-X	42
MCS2#	44-X	44
MWEN	45-X	45
GND	46-X	46
EBAT_ON	48-X	48
OPT_ON	48	48
V_EBAT	48	48
OBET2#	50	50
ODET1#	52-X	52
CAS2/DQM#	53-X	53
CAS0/DQM#	54-X	54
CAS1/DQM#	55-X	55
DD	56-X	56
OPT_LOCK#	57	57
CARD_INT#	58	58
PCM_CET#	60	60
PCM_WEN	61	61
CARD_IND#1#	62	62
CARD_INT#1#	64	64
D04	65	65
GND	66	66
D05	68	68
D07	69	69
A10/D16	72-X	72
A8	73	73
A13/D18	74-X	74
A4/D19	76-X	76
A16/D21	77-X	77
A15/D20	78-X	78
A17/D27	80-X	80
A8	81	81
A05	82	82
A04	84	84
A02	85	85
GND	86	86
A01	88	88
PCM_IOS16#	88	88
AUD_OUT#	90-X	90
AUD_OUT#	92-X	92
AUD_OUT#	93-X	93
MCS3#	94-X	94
MCS4#	95-X	95
VDD	96	96
SPI_CLK	97-X	97
MCHG_EN	98	98
V_ADP	99	99
SPI_D0	100	100

[illegible][illegible]

<p>Notice The information in this document is subject to change without notice. COMPAG COMPUTER CORPORATION SHALL NOT BE LIABLE FOR TECHNICAL OR EDITORIAL ERRORS OR OMISSIONS CONTAINED HEREIN; NOR FOR INCIDENTAL OR CONSEQUENTIAL DAMAGES, INCLUDING THOSE FROM THE FURNISHING, PERFORMANCE, OR USE OF THIS MATERIAL.</p> <p>This document contains information protected by copyright. No part of this document may be photocopied or reproduced in any form without prior written consent from Compag Computer Corporation.</p>	Approvals	Date
<p align="center">UART Connection with CF slot</p>		
<p align="center">EXPANSION CONNECTOR & SPI</p>		
Title	Size	Code
A3	A3	A3
Code Ident No	Drawing No	Rev
011095-000	011095-000	3
Wednesday, August 02, 2000	Sheet 2	of 7

UART Connection with CF slot			
Title			
EXPANSION CONNECTOR & SPI			
Size A3	Code Ident No	Drawing No 011995-000	Rev X3
Revised		Wednesday, August 02, 2000	Sheet 2 of 7



COMPAQ

UART Connection with CF slot	
Title	
UART	
Size	Rev
B	X3
Code Ident No	Drawing No
	011085-000
Revised	Wednesday, August 02, 2000
Sheet	3 of 7

Notice The information in this document is subject to change without notice. COMPAQ COMPUTER CORPORATION SHALL NOT BE LIABLE FOR TECHNICAL OR EDITORIAL ERRORS OR OMISSIONS CONTAINED HEREIN, NOR FOR INCIDENTAL OR CONSEQUENTIAL DAMAGES RESULTING FROM THE FURNISHING, PERFORMANCE, OR USE OF THIS MATERIAL.	
This document contains information protected by copyright. No part of this document may be reproduced or transmitted in any form without prior written consent from Compaq Computer Corporation.	

Approvals	
Date	
Title	
UART	
Size	Rev
B	X3
Code Ident No	Drawing No
	011085-000
Revised	Wednesday, August 02, 2000
Sheet	3 of 7

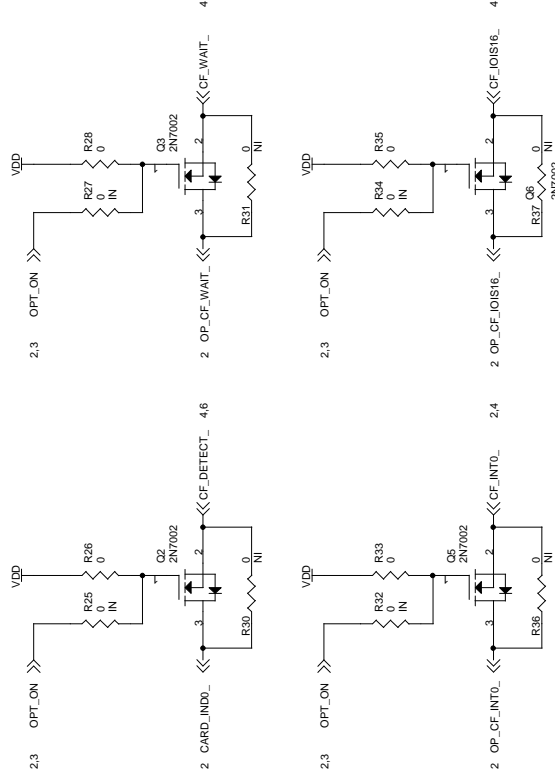
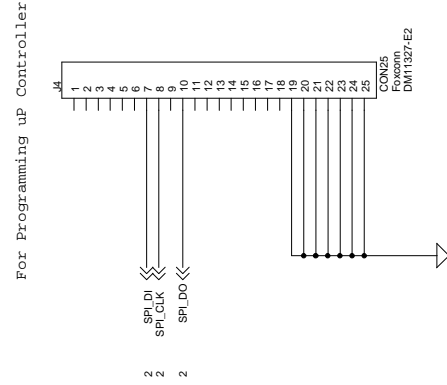
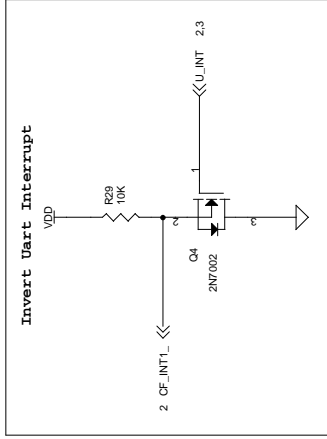
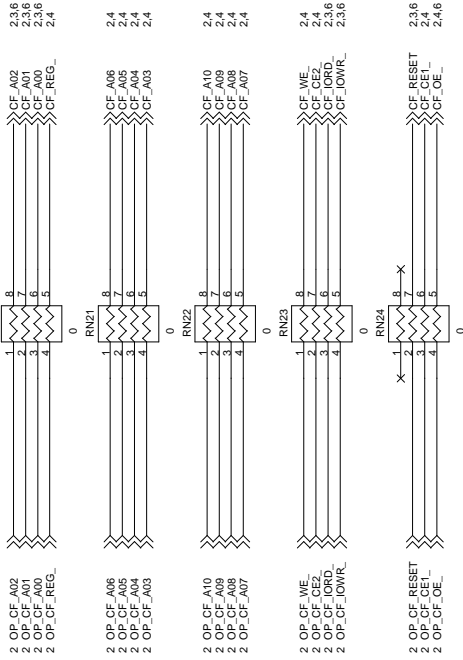
Note NI = Not Installed



This document contains information protected by copyright. No part of this document may be photocopied or reproduced in any form without prior written consent from Compaq Computer Corporation.

Title

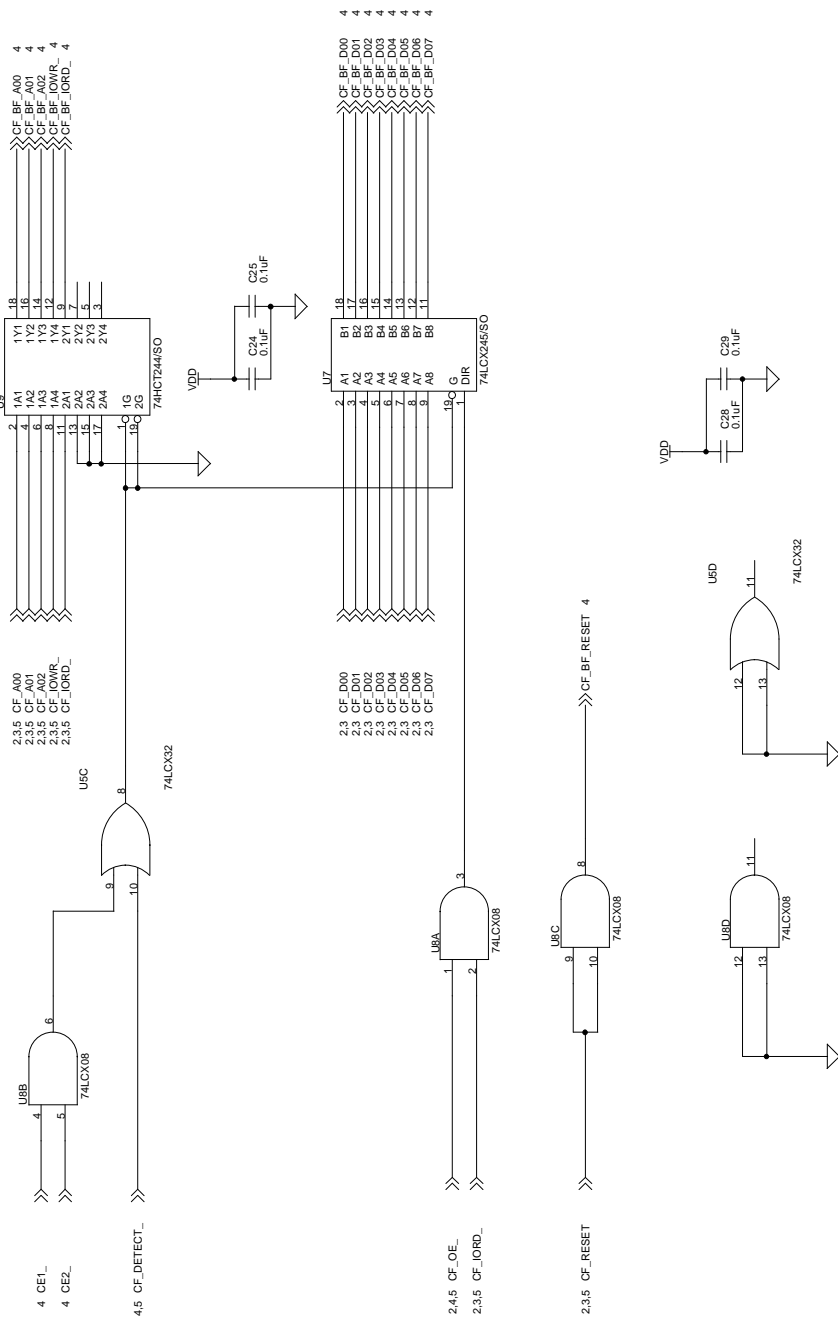
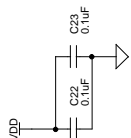
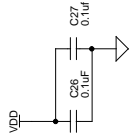
Size A3	Code Ident No	Drawing No 011095-000	Rev X3
Revised		Wednesday, August 02, 2000	Sheet 4 of 7



COMPAQ

UART Connection with CF slot	
Title	
DAMPING RESISTANCE	
Size	Rev
A3	X3
Drawing No	
011095-000	
Code	
A3	
Revised	
Wednesday, August 02, 2000	
Sheet	
5	
of	
7	

Note NI = Not Installed



Notice The information in this document is subject to change without notice. COMPAQ COMPUTER CORPORATION SHALL NOT BE LIABLE FOR TECHNICAL OR EDITORIAL ERRORS OR OMISSIONS CONTAINED HEREIN, NOR FOR INCIDENTAL OR CONSEQUENTIAL DAMAGES RESULTING FROM THE FURNISHING, PERFORMANCE, OR USE OF THIS MATERIAL. This document contains information protected by copyright. No part of this document may be photocopied or reproduced in any form without prior written consent from Compaq Computer Corporation.		Approvals	Date
UART Connection with CF slot			
Title			
SIGNAL BUFFER			
Size A3	Code Ident No	Drawing No 011095-000	Rev X3
Revised	Wednesday, August 02, 2000	Sheet 6	of 7

Revisions

- X1 : 06/19/00
- X2 : 06/23/00 Changed to correct power problem.
- Page 4 : Added R15 and R20 10K pullup to CF_CEL_ to CF_CE2_.
- X3 : 07/20/00 Changed to correct option pack detection problem.
- Page 2 : Connected J1 pin 50 and 51 to Gnd. Installed R1.



Notice The information in this document is subject to change without notice. COMPAQ COMPUTER CORPORATION SHALL NOT BE LIABLE FOR TECHNICAL OR EDITORIAL ERRORS OR OMISSIONS CONTAINED HEREIN, NOR FOR INCIDENTAL OR CONSEQUENTIAL DAMAGES RESULTING FROM THE FURNISHING, PERFORMANCE, OR USE OF THIS MATERIAL.		Approvals	Date	UART Connection with CF slot	
				Title	
				HISTORY	
				Size	Code Ident No
				A3	<Doc>
					Rev
					X3
				Revised Wednesday, August 02, 2000 Sheet 7 of 7	

1: Block Diagram Revised: Thursday, July 27, 2000

2: Revision: X3

3:

4:

5:

6:

7:

8:

9:

10: Bill Of Materials July 27,2000 17:23:31 Page1

11:

12: Item Quantity Reference Part PCB Footprint

13:

14:

15:	1	22	C1	0.1uF	S603AT
16:			C2	0.1uF	S603AT
17:			C3	0.1uF	S603AT
18:			C4	0.1uF	S603AT
19:			C5	0.1uF	S603AT
20:			C6	0.1uF	S603AT
21:			C7	0.1uF	S603AT
22:			C8	0.1uF	S603AT
23:			C9	0.1uF	S603AT
24:			C10	0.1uF	S603AT
25:			C11	0.1uF	S603AT
26:			C14	0.1uF	S603AT
27:			C17	0.1uF	S603AT
28:			C18	0.1uF	S603AT
29:			C22	0.1uF	S603AT
30:			C23	0.1uF	S603AT
31:			C24	0.1uF	S603AT
32:			C25	0.1uF	S603AT
33:			C26	0.1uF	S603AT
34:			C27	0.1uF	S603AT
35:			C28	0.1uF	S603AT
36:			C29	0.1uF	S603AT
37:	2	1	C12	22pF	S603AT
38:	3	1	C13	33pF	S603AT
39:	4	1	C15	47uF	TANTD
40:	5	1	C16	4.7uF	S1206T
41:	6	1	D1	DIODE	SOD323AT
42:	7	1	J1	Option Pack Conn	SC100RZ3A
43:	8	1	J2	MICTOR A	SC38HA2A
44:	9	1	J3	MICTOR C	SC38HA2A
45:	10	1	J4	CON25	C25RE2A
46:	11	1	P1	DSUB9	C9RF2A
47:	12	1	P2	CRADLE_CON_MALE	SC12RA1C
48:	13	1	P3	CF-Connector	SC50RF2A
49:	14	6	Q1	2N7002	SOT23HT
50:			Q2	2N7002	SOT23HT
51:			Q3	2N7002	SOT23HT
52:			Q4	2N7002	SOT23HT
53:			Q5	2N7002	SOT23HT
54:			Q6	2N7002	SOT23HT
55:	15	1	RN15	10K	SRNET8C
56:	16	5	RN20	0	SRNET8C
57:			RN21	0	SRNET8C
58:			RN22	0	SRNET8C
59:			RN23	0	SRNET8C
60:			RN24	0	SRNET8C
61:	17	1	R1	300	S603AT
62:	18	22	R2	0	S603AT
63:			R4	0	S603AT
64:			R5	0	S603AT

65:			R6	0	S603AT
66:			R7	0	S603AT
67:			R8	0	S603AT
68:			R9	0	S603AT
69:			R10	0	S603AT
70:			R11	0	S603AT
71:			R12	0	S603AT
72:			R25	0	S603AT
73:			R26	0	S603AT
74:			R27	0	S603AT
75:			R28	0	S603AT
76:			R30	0	S603AT
77:			R31	0	S603AT
78:			R32	0	S603AT
79:			R33	0	S603AT
80:			R34	0	S603AT
81:			R35	0	S603AT
82:			R36	0	S603AT
83:			R37	0	S603AT
84:	19	1	R3	100K	S603AT
85:	20	1	R13	50-120	S603AT
86:	21	1	R14	1M	S603AT
87:	22	7	R15	10K	S603AT
88:			R16	10K	S603AT
89:			R17	10K	S603AT
90:			R18	10K	S603AT
91:			R19	10K	S603AT
92:			R20	10K	S603AT
93:			R29	10K	S603AT
94:	23	1	U1	NM25C020	SO8K
95:	24	1	U2	TL16C550C/PT	QF48CT
96:	25	1	U3	MAX3243E	SSO28WBT
97:	26	2	U5	74LCX32	TSO14AT
98:			U4	74LCX32	TSO14AT
99:	27	1	U7	74LCX245/SO	TSO20AT
100:	28	1	U8	74LCX08	TSO14AT
101:	29	1	U9	74HCT244/SO	TSO20AT
102:	30	1	Y1	1.8432 MHz	XTL2C
103:					