

# Runes

by WebVisia Inc.



## User Guide

[www.webvisia.com](http://www.webvisia.com)

© Copyright WebVisia Inc, 2002

All rights reserved. This manual and the programs referred to herein are copyrighted works of WebVisia Inc.

The information in this document is subject to change without notice.

WebVisia Inc. accepts no liability for loss or consequential loss from misuse or any defect or failure of the programs howsoever arising.

© 2002 WebVisia Inc. WV Runes and WV Runes logo are trademarks or registered trademarks of WebVisia Inc. in the U.S. and/or other countries. All rights reserved.

3Com, the 3Com logo, Palm Computing and HotSync are registered trademarks, and Palm III, Palm IIIx, Palm V, the Palm III logo, the Palm IIIx logo, the Palm V logo and the Palm Computing platform logo are trademarks of Palm Computing. Inc, 3Com Corporation or its subsidiaries.

Acrobat and PDF are trademarks of Adobe. All other brands and product names may be trademarks or registered trademarks of their respective holders.

Version 1.00  
January 2002  
English

## **LICENSE AGREEMENT**

\*\*\* Please read this entire agreement \*\*\*

This End-User License Agreement (the "Agreement") is a legal agreement between you ("Licensee"), the end-user, and WebVisia Inc. ("WebVisia") for the use of the WV Runes software product ("Software").

By using this Software or any part of it, you are agreeing to be bound by the terms of this Agreement.

If you do not agree to the terms of this Agreement do not install this Software.

## **COPYRIGHT**

This Software is protected by both United States copyright law and international treaty provisions.

## **LICENSE AND DISTRIBUTION**

The evaluation copy of this Software is free of charge for ten days. You must pay the license fee and register your copy to continue to use the Software. and remove the nag screen. You're allowed to make as many copies of this evaluation version (in UNMODIFIED form) as you wish to distribute.

## **RESTRICTIONS**

You may not nor permit anyone else to de-compile, reverse engineer, or disassemble, modify, or create derivative works based on the SOFTWARE or the documentation in whole or in part. You may not use the Software for any commercial purpose or public display, performance, sale or rental. You may not use the Software to perform any unauthorized transfer of information (e.g. transfer of files in violation of a copyright) or for any illegal purpose.

## **NO WARRANTIES**

This software and any related documentation is provided "as is" without warranty of any kind.

WebVisia Inc. specifically disclaims all warranties, expressed or implied, including but not limited to implied warranties of fitness for any particular purpose and of merchantability.

## **LIMITATION OF LIABILITY**

In no event will WebVisia Inc. be liable to you for any damages, including but not limited to any loss of data, lost profits, lost savings, commercial damage or other incidental or consequential damages arising out of the use or inability to use this program directly or indirectly, or for any claim by any other party.

## Welcome and Registration

### WV Runes



WV Runes is an amazingly simple and addictive brainteaser, which features a wide variety of stone shapes and colors plus several game levels and options to suit various tastes and abilities.

Included in this archive are the following packages:

Runes.prc - This is the software package that you need to install on your PalmPilot.

Runes.pdf - This is the Users' Manual for Runes. You are reading it right now.

### System Requirements

Palm OS 3.5 or higher  
180 KB free memory

## Registering WV Runes

WV Runes is downloadable shareware. Its registered copy costs \$14.95.

The demo version is completely functional and expires in ten days. If you decide to buy the game and pay for it, you will receive a registration key.

You can register your software at our home site:

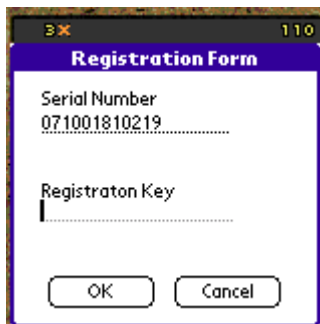
[www.webvisia.com](http://www.webvisia.com)

or at our retailers' web sites:

[www.palmgear.com](http://www.palmgear.com)

[www.handango.com](http://www.handango.com)

It is very important that you include your Serial Number EXACTLY as it is shown in your PalmPilot (tap **Menu|Help|Registration** to see it). We use this to generate your Registration Key, so you must be precise.

A screenshot of a PalmPilot-style registration dialog box titled "Registration Form". The dialog has a purple header bar with the title. Below the header, there are two text input fields. The first field is labeled "Serial Number" and contains the text "071001810219". The second field is labeled "Registraton Key" (note the typo) and is currently empty. At the bottom of the dialog, there are two buttons: "OK" and "Cancel". The dialog box has a standard window frame with a close button (X) in the top left corner and a status bar at the bottom showing "110".

Once you register, you will receive by Email a Registration Key from us. To enter the Registration Key, first tap on the Menu silkscreen button. Then, select Help, and tap Registration. Finally, enter your Registration Key on the space provided (see the above illustration).

## **Contacting WebVisia Inc.**

There are several ways to get in touch with us here at WebVisia, Inc. Email is the preferred form of communication, but whatever works for you is fine. If you have any questions, commands, suggestions or compliments, please don't hesitate to contact us.

Email: [support@webvisia.com](mailto:support@webvisia.com)

World Wide Web: <http://www.webvisia.com>

## **Reporting Bugs**

If you find a bug in our software, it would be helpful if you reported the bug to us. To report a bug, please Email us with Bug Report Request in the subject line. In your Email, include the following information:

What type of PalmPilot you are using (i.e. Personal).

The software name and version number (i.e. Runes 1.00).

The error number and the exact contents of the error message.

A brief description of how we can recreate the error.

Your name and Email address so we can contact you when the bug is fixed.

It is best to report bugs by Email, so that the programmers have a written record of the information they need to solve the problem. As soon as we receive your Email, we will examine the problem, and fix it. Because our programmers are busy creating software, it can take a while for them to reply, but they will release a new version of the software that fixes the bug as soon as they can.



## WV Runes – User Guide

### WV Runes

Runes's playing field consists of a board containing 64 rune stones and a store of 8 stones. The goal of the game is to create rows or columns of three or more identical rune stones by picking a matching stone from the store.

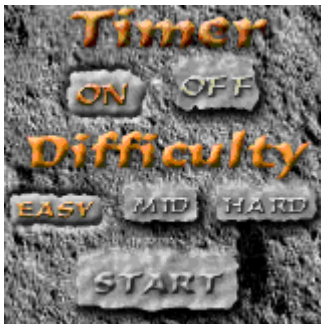
### New Game

In the main applications screen of your device, tap the Runes icon. The logo screen will appear. Tap it to start the game.



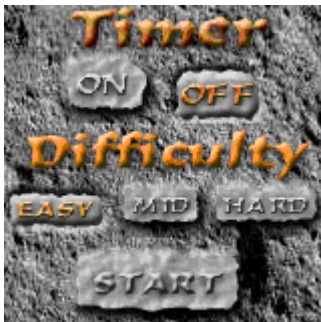
## The Timer

WV Runes allows you to choose from a relaxing easy game or a frantic timed session. To play a timed game tap the **On** button below the **Timer**. In this game mode you must take quick decisions in order to stay in the game. The relaxing game lets you reconsider your moves and follow a longterm strategy. Tap the **Off** button to play relax mode.



## Choose Your Level

Runes has three difficulty levels – easy, medium and hard. The difference is in the number of stone types, which is seven, eight and nine for each level respectively. Choose the level that best suits your skills and tap **Start** to play the game.



## The Sound Option

To switch on the sound of the game, go to **Menu|Preferences** and check the **Sound** box. Alternatively, disable the box to play the game in silence.

## Play WV Runes

### The Rune Stones

The game has nine types of rune stones, which differ in shape and color:




### The Board

The board contains 64 rune stones of several different types, depending on the difficulty of level you are playing. You must look for configurations of identical stones, suitable to form rows or columns of three or more stones with a complement from the store. You earn points each time such a row or column is formed.



## The Store

The store is in the left part of the field and contains eight rune stones. Tap a stone to select it so as to match certain configuration from the board. Then tap the stone on the board, which you wish to replace with the one from the store. The red square highlights the selected stone. Try to keep that selection at a fixed position and you will get a premium coefficient and will score more points. Keep track of the coefficient in the upper left corner of the screen.



## Scoring

In this game you will find two records of the best scores – one for timed game and the other for relaxing game. Think ahead to score higher bonus, and cause chain reactions by hitting multiple sets with one move. To view scores go to **Menu|Game|High Score** or **Menu|Game|High Score for timed game** and the following screen will appear:

No:	Name:	Score:	Level
1.	Neil	100	Hard
2.	Kevin Ly	90	Hard
3.	Maryann	30	Hard

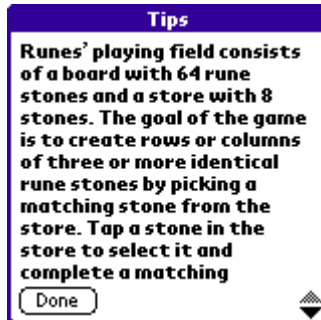
OK

Tap **OK** to exit this screen.

## Help

WV Runes offers some simplified internal help. You can find there some basic information of the rules of the game and its final goal.

To view these tips go to **Menu|Help|Help**. The following screen will appear:



Tap **Done** to quit the screen.

## The End

Well, that's all for now. No matter how you play, the runes will keep you busy for hours. Enjoy your time!

**WebVisia Inc.**  
**[www.webvisia.com](http://www.webvisia.com)**