

Solitaires

by Webvisia LLC



User Guide

www.webvisia.com

© Copyright Webvisia LLC, 2003

All rights reserved. This manual and the programs referred to herein are copyrighted works of Webvisia LLC.

The information in this document is subject to change without notice.

Webvisia LLC accepts no liability for loss or consequential loss from misuse or any defect or failure of the programs howsoever arising.

© 2003 Webvisia LLC Solitaires and Solitaires logo are trademarks or registered trademarks of Webvisia LLC in the U.S. and/or other countries.

All rights reserved.

3Com, the 3Com logo, Palm Computing and HotSync are registered trademarks, and Palm III, Palm IIIx, Palm V, the Palm III logo, the Palm IIIx logo, the Palm V logo and the Palm Computing platform logo are trademarks of Palm Computing, Inc, 3Com Corporation or its subsidiaries.

Acrobat and PDF are trademarks of Adobe. All other brands and product names may be trademarks or registered trademarks of their respective holders.

Version 1.20
September 2003
English

LICENSE AGREEMENT

*** Please read this entire agreement ***

This End-User License Agreement (the "Agreement") is a legal agreement between you ("Licensee"), the end-user, and Webvisia LLC ("Webvisia") for the use of the Solitaires software product ("Software").

By using this Software or any part of it, you are agreeing to be bound by the terms of this Agreement.

If you do not agree to the terms of this Agreement do not install this Software.

COPYRIGHT

This Software is protected by both United States copyright law and international treaty provisions.

LICENSE AND DISTRIBUTION

The evaluation copy of this Software is free of charge. You must pay the license fee and register your copy to continue to use the Software and remove the nag screen. You're allowed to make as many copies of this evaluation version (in UNMODIFIED form) as you wish to distribute.

RESTRICTIONS

You may not nor permit anyone else to de-compile, reverse engineer, or disassemble, modify, or create derivative works based on the SOFTWARE or the documentation in whole or in part. You may not use the Software for any commercial purpose or public display, performance, sale or rental. You may not use the Software to perform any unauthorized transfer of information (e.g. transfer of files in violation of a copyright) or for any illegal purpose.

NO WARRANTIES

This software and any related documentation is provided "as is" without warranty of any kind.

Webvisia LLC specifically disclaims all warranties, expressed or implied, including but not limited to implied warranties of fitness for any particular purpose and of merchantability.

LIMITATION OF LIABILITY

In no event will Webvisia LLC be liable to you for any damages, including but not limited to any loss of data, lost profits, lost savings, commercial damage or other incidental or consequential damages arising out of the use or inability to use this program directly or indirectly, or for any claim by any other party.

Contacting Webvisia LLC

There are several ways to get in touch with us here at Webvisia LLC. E-mail is the preferred form of communication, but whatever works for you is fine. If you have any questions, commands, suggestions or compliments, please don't hesitate to contact us.

E-mail: support@webvisia.com

World Wide Web: <http://www.webvisia.com>

Reporting Bugs

If you find a bug in our software, it would be helpful if you reported the bug to us. To report a bug, please e-mail us with Bug Report Request in the subject line. In your e-mail, include the following information:

What type of PalmPilot you are using (i.e. Personal).

The software name and version number (i.e. Solitaires 1.20).

The error number and the exact contents of the error message.

A brief description of how we can recreate the error.

Your name and e-mail address so we can contact you when the bug is fixed.

It is best to report bugs by Email, so that the programmers have a written record of the information they need to solve the problem. As soon as we receive your Email, we will examine the problem, and fix it. Because our programmers are busy creating software, it can take a while for them to reply, but they will release a new version of the software that fixes the bug as soon as they can.

Solitaires – User Guide

Welcome and Registration

Solitaires



Webvisia gathered all the greatest solitaire card games in the Solitaires pack. This pack is for all of you who love the classical solitaire card games and have eagerly waited to play them on their Palm devices.

Included in this archive are the following packages:

Solitaires.prc - This is the software package that you need to install on your PalmPilot.

Solitaires.pdf - This is the Users' Manual for Solitaires. You are reading it right now.

System Requirements

Color Palm OS 3.5 or higher
205 KB free memory

Registering WV Solitaires

WV Solitaires is downloadable shareware. Its registered copy costs \$9.95. The demo version is completely functional but you can play only 20 days. **After purchasing the game, you will receive a registration key.**

You can register your software at our home site:

www.webvisia.com

or at our retailers' web sites:

www.palmgear.com

www.handango.com

www.pdassi.de

www.mobile2day.de

After purchasing the product you will receive a registration key. To register this program first tap on the Menu silkscreen button. Then, select Help, and tap Registration. Finally, enter your Registration Key on the space provided.

To register this program you have to purchase it first. Please go to www.webvisia.com to buy it. After receiving your registration key type it in the space provided.

Registration Key

.....

New versions

v.1.20 – Beam option is added!

Solitaires

Included in this pack are the following games: Spider, Klondike, FreeCell, LeapFrog, BlackHole, Yukon, Towers and Pyramid.

New Game

In the main applications screen of your device, tap the Solitaires icon. The logo screen will appear. Tap it to start the game pack.



Choose Your Solitaire



When you tap the logo screen a list of the games will appear. Tap the name of the game you would like to play and enjoy!




The games

Spider

The goal of the game is to remove all the cards from the playing field by arranging them in descending order from K to A by suit. If you want to deal, tap on the cards in the lower left corner.



You can choose the difficulty level: one, two or four suits from the Preferences of the game.





Klondike

The goal of the game is to arrange the cards from A to K in suits.

You can arrange the cards in the lower positions in descending order if they are from different suits.

If you want additional cards, tap on the cards store in the upper right corner.




Preferences: you can choose how many cards to be drawn when you tap on the cards store - one or three.




FreeCell

The goal is to arrange the cards by suit from A to K in the four vacant positions in the upper right corner.



You can arrange the cards in the lower positions in descending order if they are from different suits. You can use the four vacant positions in the upper left corner as a temporary storage of the cards.




LeapFrog

The goal: there should remain only one card on the playing field.




You can remove the cards by gathering two of a suit or two with one and the same value. You can move a card horizontally, vertically or diagonally, but you have to jump over one card. You can get additional cards from card storage in the upper right corner.



BlackHole

You should gather all the cards in the bottom right corner.

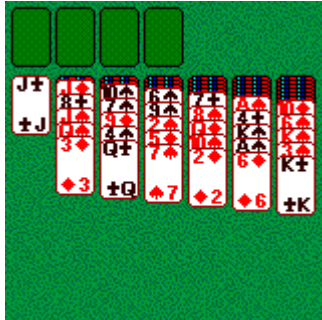


You can put a card in the bottom right corner if its value is greater or smaller by one than the value of the card that is already there.

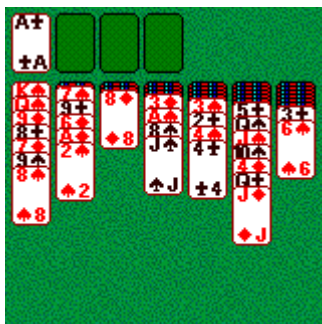


Yukon

Arrange the cards by suit from A to K in the four vacant positions, situated in the upper left corner.




You can move a card or a group of cards and you can arrange them in descending order, but only when the card you are putting on is different suit. You can put only K on a vacant position.




Towers

Arrange the cards by suit from A to K in the four vacant positions, situated in the upper right corner.



You can arrange the cards in the lower positions in descending order if they are from one and the same suit.

You can use the four vacant positions in the upper left corner as a temporary storage of the cards. You can move only the top card from each column.



Pyramid

You should remove all the cards from the pyramid.



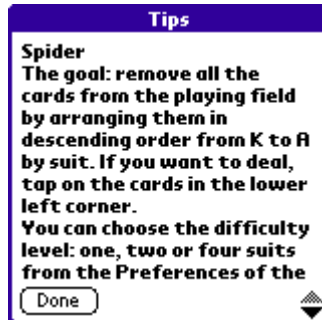
You can remove the cards in couples, but only if the sum of their values is 13 and they are not covered with other cards. It is possible to remove a covered card and the one that is covering it if the sum of their values is 13. K can be removed on its own. You can use the additional cards, situated in the bottom left corner, to remove a card from the pyramid with the top additional card, if it is possible. You can also remove the top card from the additional cards and the one below it, if the sum of their values is 13. The values of the cards are as follows: A - 1, 2 - 2 J - 11, Q - 12, K - 13.



Help

Solitaires offer some simplified internal help. You can find there some basic information of the rules of the game and its final goal.

To view these tips go to **Menu|Help|Help**. The following screen will appear:



Tap **Done** to quit the screen.

The End

Well, that's all for now. Enjoy your time with **Solitaires**!

Webvisia LLC
www.webvisia.com